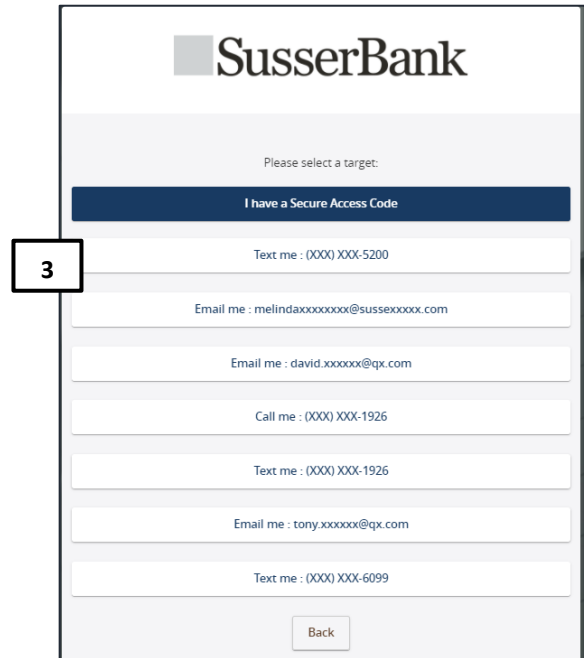


1. Enter your **Username** and **Password**.
2. Select **LOG IN**.



The login page features a search bar, a chat icon, and fields for Username and Password. A 'LOG IN' button is located to the right of the password field. Below these fields are links for 'Forgot Username / Password' and a 'Cancel' button. A navigation menu at the bottom includes 'About', 'Commercial', 'Personal', and 'Resources'.

3. Select the target to where you would like to have a secure access code delivered.




The target selection page displays the SusserBank logo and the instruction 'Please select a target:'. A blue button labeled 'I have a Secure Access Code' is prominent. Below this, several input fields are provided for selecting a target: 'Text me : (XXX) XXX-5200', 'Email me : melindaxxxxxxx@sussexxxx.com', 'Email me : david.xxxxx@qx.com', 'Call me : (XXX) XXX-1926', 'Text me : (XXX) XXX-1926', 'Email me : tony.xxxxx@qx.com', and 'Text me : (XXX) XXX-6099'. A 'Back' button is located at the bottom right.

4. Enter the secure access code in the box once it has been received.
5. Select **Submit**.



The secure access code entry page shows the SusserBank logo and the instruction 'Enter your Secure Access Code'. A text input field labeled 'Secure Access Code' is provided. Below the field are 'Back' and 'Submit' buttons.

6. Review the **User Profile** and make any necessary changes.
7. Click **Submit Profile**.



Please review and update your profile

Prefix (optional) First Name

Middle Name (optional)

Last Name Suffix (optional)

Email Address

Address 1

Address 2 (optional)

Country

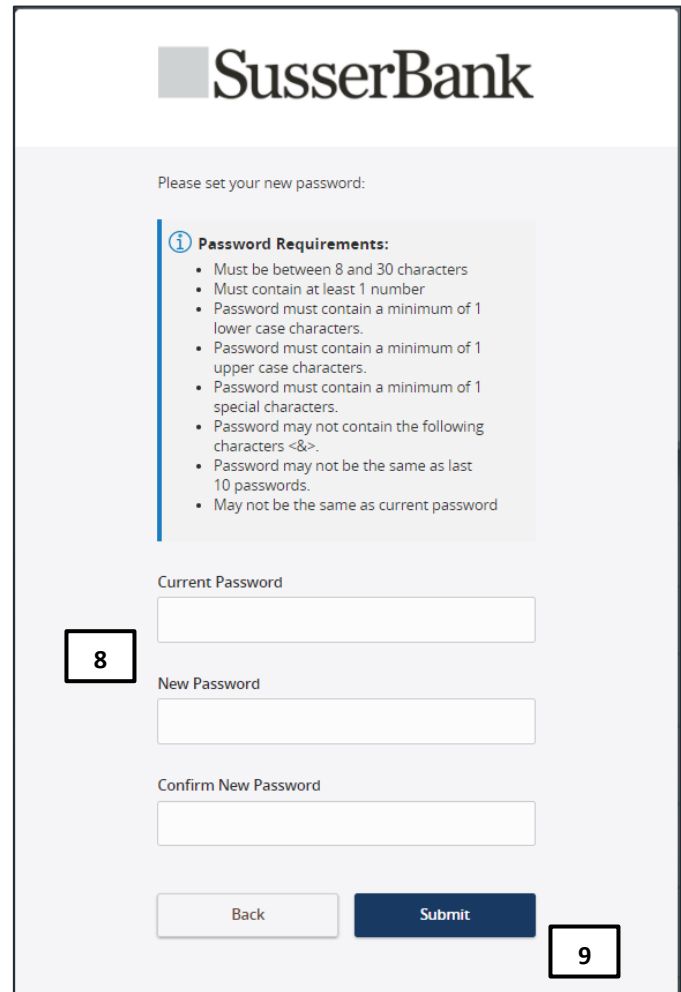
City State

ZIP

Phone Country

Primary Phone Work Phone

8. Enter your existing password in the top box along with a new password twice for validation.
9. Select **Submit**.



10. Select the appropriate registration option.
  - a. Are you at a private computer that you will use regularly to access online banking? If so, we can register your browser for future access. If you are at a public computer, select **Do Not Register Device** and this computer will not be registered.

Note, to register your computer, we will place a Secure Token in your browser. Your PC must be configured to accept 'cookies' from this site. The next time you log on, you will only need to enter your **Username** and **Password**. The number of allowable registrations may be limited for the security of your account.

