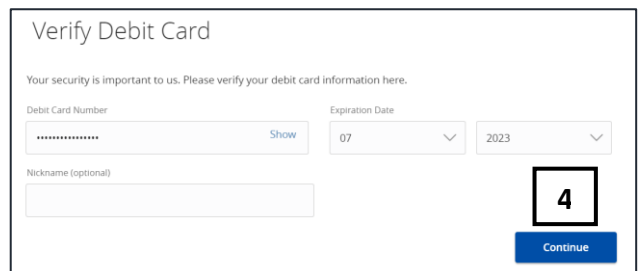
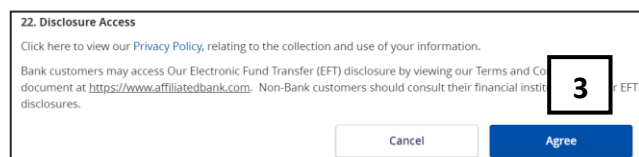
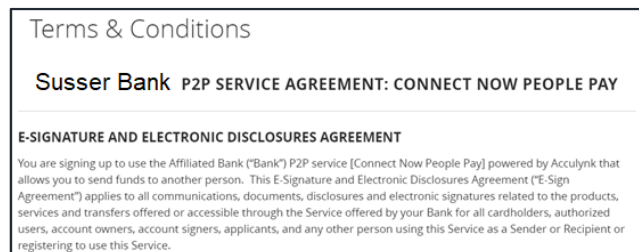
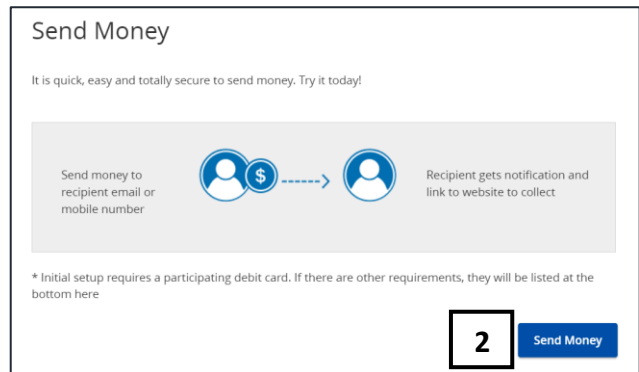
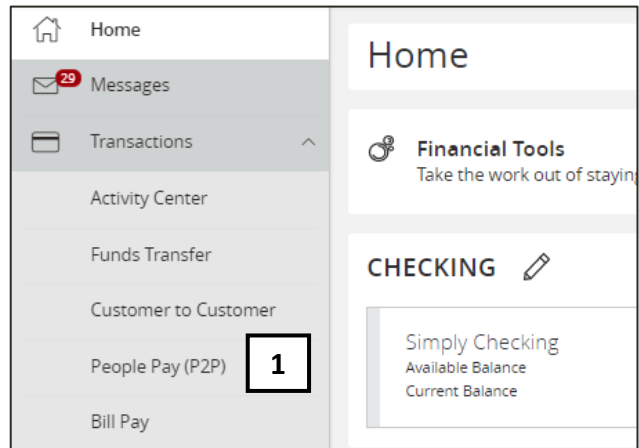


1. Select the **Transactions** menu then **People Pay (P2P)**.

Please note, you must have a Susser Bank debit card for initial setup.

2. Click the **Send Money** button to start the process.
3. Read the P2P Terms & Conditions and click **Agree** when done.
4. Enter your Susser Bank debit card information and then click **Continue**.



- To add a payment, enter the **Recipient Name**, **email** or **phone number** and **amount**. An optional **memo** may also be added.
- Click **Continue** when done.
- Enter the cards **PIN** to verify the transaction.
- Click the **History** tab to view historical payments initiated within Digital Banking.
- Click the **Manage Cards** tab to manage existing cards or add new ones.

Send Money

Send History Manage Cards

Recipient Name **5** Email or Mobile # sample@abc.com

Amount 1.00 Debit Card XXXX XXXX XXXX 4409

Memo Sample **6**

Reset Continue

SusserBank

Card Number: XXXX XXXX XXXX 4409

Enter PIN to verify transaction

* * * *

7 8 1

4 3 5

6 9 2

0 CLEAR

SUBMIT **7**

Send Money

Send History Manage Cards

Search transaction **8**

Reset Search

Date	Recipient	Email/Phone#	Amount	Status
09/07/2020	Sample	sample@abc.com	\$1.00	Payment Sent

Tracking ID: 7157856 Sent: \$1.00

Recipient: sample@abc.com

Debit Card: XXXX XXXX XXXX 4409

Memo: Sample

Repeat this transaction

Send Money

Send History **Manage Cards** **9**

Add or remove cards. Replacement cards must be added as new.

Debit Card Number Expires

XXXX XXXX XXXX 4409 07/2023

+ Add Nickname

Review Terms And Conditions Add a card